



5120 BUILDER

CLASSIC STEEL

Affordable steel door that offers more insulation and design options.



The Builder Select Series

style. safety. variety.

these are no ordinary garage doors.



Built for performance and affordability, Model 5120 offers robust features with a variety of options at affordable prices, adding style and curb appeal to your home. These doors are chosen by homeowners for their insulating value, durability, style and safety features.



Ranch panel, Taupe finish with Waterton II windows

performance features



The TorqueMaster® Plus counterbalance system seals springs safely inside a steel tube to prevent accidental release of tension that could cause injury. TorqueMaster® Plus features anti-drop safety technology.



Tamper-resistant safety bottom brackets help avoid possible injury by preventing inadvertent loosening when the counterbalance cables are still under tension.



Door panels are engineered with pinch-resistant design to prevent finger injuries while the door is closing.



Model 5120 is available with structural reinforcements for use in coastal regions. It meets wind load requirements of the International Building Code, Florida Building Code and Texas Dept. of Insurance.



Wayne Dalton doors feature horizontal integral struts at the top and bottom of door sections which adds rigidity and strength for long life and smooth operation.



Model 5120 comes with foamed in place polyurethane insulation with an R-value* of 9. Insulation can improve your home's thermal efficiency, reduce street noise and make the door operate more quietly.




Model 5120 offers a Limited Lifetime Warranty against cracking, splitting, rusting through or section deterioration. See dealer for complete warranty details.

*Wayne Dalton uses a calculated door section R-value for our insulated doors.

1

choose your style:

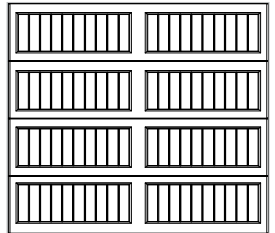
Steel panels are embossed with a wood grain texture giving the look of genuine wood.




Colonial



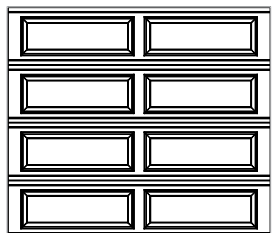
Contemporary



NEW! Sonoma Ranch†



Sonoma



Ranch

†Available second half of 2015

2

choose your color:



White



Almond



Desert Tan



Taupe



Gray



Brown

Actual colors may vary from brochure due to fluctuations in the printing process. Always request a color sample from your Dealer for accurate color matching.

3

choose your windows:

Decorative window inserts are available to enhance the look of your garage door. Here are some examples. See Model 9100 on our website for complete window options.

For **Colonial** and **Contemporary** Panels



Arched Stockton



Cascade I

For **Sonoma** Panels



Clear I



Stockbridge

For **Ranch** Panels



Prairie II



Waterton II

For **Sonoma Ranch** Panels



Ashton IV



Stockton IV

4

choose your hardware:

For our full decorative hardware offering, visit our website at www.Wayne-Dalton.com.



Aspen



Barcelona



Fleur De Lis



Spear



*Sonoma panel, Brown finish,
Arched Stockton windows*

Garage Door Design Center

www.Wayne-Dalton.com

Go to Wayne-Dalton.com today and click on Design Center. Here you can upload a photo of your home and experiment with panel designs, color options, window styles and hardware designs. Instant curb appeal awaits with just the click of your mouse!



SOLD AND DISTRIBUTED BY:



2501 S. State Hwy 121 Bus., Ste 200
Lewisville, TX 75067
www.wayne-dalton.com

© 2015 Wayne Dalton, a Division of Overhead Door Corporation. Consistent with our policy of continuing product improvement, we reserve the right to change product specifications without notice or obligation. Item 321798 1M 7/15 JAR